


GRADE 1C

Weekly Lesson Plan


Semester 2


AY 2021-2022

Week: May15-May19, 2022	TOPIC AND MATERIALS (on Microsoft Teams)	Homework / Assignment	References/Comments
SUNDAY 15/May/2022			
English	<p>Spelling: Introducing diphthongs ou, ow - Reader's & Writer's Notebook page 521 & 522.</p>	<p>Dear parents, This week we will start working on our projects. So, project materials must be sent to school on Sunday 15-5-2022.</p> <p>Materials list:</p> <ol style="list-style-type: none"> 1. Childhood pictures of the child of different developmental stages (newborn, infancy, toddler, pre- school, school age) 2. A3 paper 3. Materials for decoration e.g. pencil colors/ marker colors, stickers, stamps, sticky ribbons etc 	
Math	<p>Chapter 8 Lesson 5 Time to the Hour: Analog Page 589</p>		
Science	<p>Unit 3 , Lesson 3 : Light uses. Page 46-47</p>		

			الواجب البيتي الثالث سيتم إرساله مع الطلبة على أن يرسل على التيمز في قسم الأسايمنت مع لصق الواجب في دفتر اللغة العربية موعد التسليم الأحد 22/5/2022م
Arabic	الدرس الثاني عشر الاستماع والتحدث ص 179-180		
ICT	Unit5: Let's surf Lesson1: The Internet E-skills book page 62		
S.T.E.A.M	DAY 2 Telephone - Test and Explain Materials Required: <ul style="list-style-type: none"> • STEAM Notebook • Optional: Your String Telephone (the one you made in the last class, if you don't have it no need to make another) 		For reference: 
MONDAY 16/May/2022			
English	Reading: Reading Street 1.5: Story 2: Mole and the Baby Bird. (Please make sure your child brings Reading Street 1.5 to school, Thank you.)	Re-read "Tippy-Toe Chick, Go!" - RS 1.5 (page 20) at home this weekend. Please ensure your child reads a simple story every day. You may use Reading Street 1.R, 1.1 & 1.2 for the same purpose. Thank you.	
Math	Chapter 8 Lesson 6 Time to the Hour: Digital		

	Page 595		
Science	Unit 3 , Lesson 3 : Light uses. Page 48-49.		
Arabic	قراءة جمل الدرس الثاني عشر ص 182 مع حل التدريبات الخاصة بالقراءة ص 184 - 183		
Social Studies	المواد الاجتماعية حامد وسعاد يتبعان قواعد المرور ص:96		
P. E.	GYMNASTIC: <ul style="list-style-type: none"> Gymnastic stretching exercises. Basics to do a cartwheel. 		
Music	Sing Play Instruments Act		
TUESDAY 17/May/2022			
English	Conventions: Introducing Pronouns - Reader's & Writer's Notebook page 536 & 534		
Math	Chapter 8 Lesson 7 Time to the Half Hour: Analog Page 601		
Science	Unit 3 , Lesson 3 : What does an electrician do ? Page 50-51		
Arabic	اكتشف الحرف تمييز شكل وصوت حرف الهاء مع الحركات والمدود ص 185 - 187		
P. E.	GYMNASTIC: <ul style="list-style-type: none"> Gymnastic stretching 		

	<p>exercises.</p> <ul style="list-style-type: none"> Basics to do a cartwheel. 		
Art	Continue Symmetry (Reflection).	Kindly bring: (A4paper- Pencil - Ruler -Colors -Black marker).	
WEDNESDAY 18/May/2022			
English	<p>Project Assembly: We will start working on our projects. Tasks will include cutting, pasting & decorating.</p>		
Math	Practice Activity "Learning Gaps"		Math Activity Notebook
Science	Build a light house.	<p>Kindly send the following materials with your child</p> <ul style="list-style-type: none"> 2 white paper cups Scissors Glue 1 small clear plastic cup or pot 1 small paper cup or condiment pot Red paint – <i>we prefer acrylic paints</i> Paint brush Black Sharpie 	

		<ul style="list-style-type: none"> Battery operated t-light 	
Arabic	النشاط التعزيزي (التطبيق) للفصل الدراسي الثاني سيتم حل تدريبات متنوعة لما تم دراسته أثناء الحصة الدراسية		
French	<p>La voyelle A Vowel A (continuum)</p>  <p>Objectives: Recognize the sound A in some words Pronounce the sound A Read some words containing the sound A</p>	<p>Read regularly at home the following words containing vowel A:</p> <p>CHAT / VACHE / TABLE / PAPA / BANANE</p>	<p>Bring your French textbook to the classroom</p> <p>Watch regularly at home the videos about the sound A: https://www.youtube.com/watch?v=mbAFSRzHo5I https://www.youtube.com/watch?v=JOSlCdIK3wU</p>
THURSDAY 19/May/2022			
English	<p>Project Assembly: We will continue working on our projects. Tasks will include writing sentences about different developmental stages.</p>		
Math	Term 2 Quiz No. 2		Tally Chart - Page 509 Make a Table - Page 515 Read Picture Graph - Page 527

			Read Bar Graph - Page 541
Science	Build a light house. Continued...		
Arabic	إملاء غير منظور في الكلمات التالية: كتابة الاسم الثلاثي (مهم جداً) شهور - هَاتِفٌ - فَوَاكِهِ - إِبْرَاهِيم - هُذَّهْدٌ - وُجُوهُ		
French	<p>La voyelle O Vowel O (introduction)</p>  <p>Objectives: Recognize the sound O in some words Pronounce the sound O Read some words containing the sound O</p>	<p>Read regularly at home the following words containing vowel O:</p> <p>VELO / ORANGE / POMME / OREILLE</p>	<p>Bring your French textbook to the classroom</p> <p>Watch regularly at home the videos about the sound O: https://www.youtube.com/watch?v=DZC5AuZkuzA https://www.youtube.com/watch?v=2Sb43_VWeBA</p>
Islamic Studies	الأخلاق والتهديب: برُّ الوالدين الكتاب المدرسي صفحة 59		

Test Schedule

Date	Subject	Test Description	Reference(s)
------	---------	------------------	--------------

19/05/2022	Math	Quiz No.2	Mc Graw-Hill - My Math textbook, Volume 2